

# Pella® 250 Series



Innovative and enhanced security and privacy features for more peace of mind.

Vinyl Windows & Patio Doors



BEAUTIFUL LIGHT INTERIORS

A White Pella® 250 Series window and patio door allow in plenty of beautiful natural light.





# Why You Can Trust Pella.

At Pella, we don't just create windows and doors. We innovate with purpose, design with passion, build with integrity and deliver with pride.

## **Rated # 1** by homeowners for innovation<sup>1</sup>

We are continually striving to improve what we do and how we do it. That drive has earned us 150 patents and counting for amazing innovations. In 1925 we opened our doors with the patented Rolscreen® retractable screen, a time-tested innovation that is still one of our most desired features today.

---

## **Rated #1** by homeowners for highest quality<sup>1</sup>

We make products specifically for you and your comfort with meticulous care and attention. We tried to count the number of quality checks that we do in a typical hour, but we had to stop at 7,502 to get back to work. And it doesn't stop there. Our product designs are tested to the extremes, so you can trust them to perform. Door designs are opened and closed 100,000 times, and double-hung and casement window designs are tested at least 6,000 times.

---

## **Backed by** one of the strongest limited lifetime warranties

You can feel confident in your investment. We pride ourselves on providing exceptional quality, exceeding expectations and going beyond requirements. That's why we stand behind all of our windows and patio doors with a limited lifetime warranty.<sup>2</sup>

<sup>1</sup> Study of homeowner perceptions of leading national brands. Study commissioned by Pella, 2021.

<sup>2</sup> See written limited warranties for complete details, including exceptions and limitations, at [pella.com/warranty](http://pella.com/warranty), or contact Pella Customer Service.

PELLA® 250 SERIES DOUBLE-HUNG WINDOWS

White Pella 250 Series double-hung windows  
with the exclusive Hidden Screen.





# Why Vinyl from Pella?

Pella's unique vinyl formula is performance-tested for excellent weathering, durability and color retention. This means you won't have to paint, stain or refinish your windows.

## Designed for strength and durability.

Our energy-efficient, multichambered frames and metal-reinforced interlocking sashes provide extra support to your window. Our exclusive designs help prevent warping, sagging and bowing.

---

## Energy efficiency.

Slowing the transfer of heat, our multichambered frames help keep your home more comfortable. Pella offers energy-efficient options that will meet or exceed ENERGY STAR® guidelines in all 50 states.\*

---

## Quality that lasts.

We use high-quality materials and manufacturing processes to create long-lasting vinyl windows. We go beyond industry requirements and customer expectations to test individual parts for exceptional, long-lasting performance.

\* Some Pella products may not meet ENERGY STAR® guidelines in Canada. For more information, contact your local Pella sales representative or go to [energystar.gc.ca](http://energystar.gc.ca).

## Innovative vinyl products


- Innovative Hidden Screen provides easy and convenient access to fresh air and natural light without compromising your view
- Patio doors with a flush footbolt provide enhanced security and privacy
- Solid color vinyl keeps minor dings and scratches virtually invisible
- Exclusive weather-repel system channels water away from your home, increasing protection



Available in these window & patio door styles:



Awning Window



Casement Window



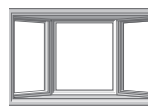
Single-Hung Window



Double-Hung Window



Sliding Window



Bay and Bow Windows



Sliding Patio Door

# Why Choose Pella® 250 Series?

Pella 250 Series products offer innovative and enhanced security and privacy features for more peace of mind. Made with high-quality, easy-care vinyl, these windows and patio doors deliver exceptional energy performance and Pella craftsmanship.



## Enhanced security and privacy.

Gain peace of mind with the enhanced security and privacy features available on Pella 250 Series windows and patio doors. An optional AutoLock, available on double-hung, single-hung and sliding windows, automatically locks the window when it is shut – simply close the sash and confirm it latches. The Pella 250 Series sliding patio door with footbolt is our most secure vinyl patio door.\* The patent-pending footbolt is flush with the frame and provides secondary venting and locking abilities without compromising beauty.



---

## High-quality vinyl.

Pella 250 Series windows and patio doors are made to last with Pella's fade-resistant vinyl formula. Performance tested for excellent weathering, durability and color retention – it means no more painting or staining. Solid and dual-color frame options available to complement your home's style.

---

## Exceptional performance.

Our multiple insulating frame chambers and exclusive weather-repel system deliver energy efficiency while channeling water away from your home. Upgrade to optional triple-pane glass to maximize your home's energy efficiency and reduce outside noises. Add optional foam insulation to further improve energy efficiency.

\* To achieve a Grade 40 rating on ASTM F842, a test for forced entry excluding glass breakage, the optional footbolt must be installed and engaged.

# Strong and secure vinyl.

---

## **Fade-resistant vinyl formula**

Pella's vinyl uses a fade-resistant formula that is performance-tested for excellent weathering, durability and color retention. Some competitors use lower-cost formulations.

---

## **Strong and sturdy frame**

Multichambered frame design is 52% stronger than ordinary vinyl.<sup>1</sup>

---

## **Increased security and privacy**

Optional security and privacy features on windows and patio doors give you more peace of mind.

---

## **Hidden Screen**

The exclusive, easy-to-use Hidden Screen appears when you when you open your window and folds away when the window is closed. The Hidden Screen is not visible when the window is closed, providing a clearer view and 44% more natural light into your home than a conventional screen.<sup>2</sup>


<sup>1</sup> Based on the force required to bend a window frame.

<sup>2</sup> Natural light claim is based on calculated screen cloth openness.

<sup>3</sup> Improved window energy efficiency calculated in a computer simulation using RESFEN 5.0 default parameters for a 2,000-square-foot existing single-story home when comparing a Pella 250 Series vinyl window with InsulShield® Advanced Low-E triple-pane glass with argon to a single-pane wood or vinyl window. For more details, see [pella.com/methodology](http://pella.com/methodology).

<sup>4</sup> Some Pella products may not meet ENERGY STAR® guidelines in Canada. For more information, contact your local Pella sales representative or go to [energystar.gc.ca](http://energystar.gc.ca).





### **Optional triple-pane glass**


Upgraded triple-pane windows are on average 62% more energy efficient than single-pane windows.<sup>3</sup>

### **ENERGY STAR® certified**

Pella 250 Series offers options to meet or exceed ENERGY STAR® in all 50 states.<sup>4</sup>

### **Multichambered frames**

Our vinyl frame has up to 18 insulating air chambers inside – significantly more than ordinary vinyl – to keep your home warmer in the winter and cooler in the summer.



#### HIDDEN SCREEN

A window screen that appears when you want it and folds away when you don't.



# A window screen like no other.

There are window screens and then there are Pella window screens. In 1925, we opened our doors with the industry's first Rolscreen® window screen that rolls up and down like a shade. Nearly 100 years later, we continue to bring innovative screen solutions to our homeowners to make their lives easier.

Meet our exclusive **Hidden Screen**, the first and only Hidden Screen for vinyl windows, which appears when you want it and folds away when you don't. It gives you a clear view when your window is closed and improves curb appeal.

## A clear view, year-round.

Get the best of both worlds with the easy-to-use Hidden Screen, which appears when the window is open and folds away when the window is closed. And it allows 44% more natural light into your home when the window is closed than a standard screen.\*

---

## Convenient and easy-to-use.

Get easy and convenient access to fresh air and natural light without compromising your view. The Hidden Screen is self-storing when not in use, and when it is in use, it fits tightly inside the window to help prevent bugs and debris from entering the home. The screen can easily be detached if you want a fully open window. The innovative Hidden Screen is self-aligning – meaning if your screen accidentally becomes misaligned by an excited pet, simply close your window completely and reopen it.

---

## Low-maintenance screen design for long-lasting use.

Made of a performance-tested, durable screen cloth, this screen is designed for long-lasting use. It has been designed and tested to 9,400 cycles, which is the equivalent to opening and closing your window every day for 25 years. The performance-tested screen cartridge is engineered to withstand water infiltration and hides the screen from the elements, dirt and debris when not in use. Best of all, the Hidden Screen is backed by a 10-year warranty.

Available in these window styles:



Single-Hung Window



Double-Hung Window



Sliding Window


\* Natural light claim is based on calculated screen cloth openness.

## Colors & Finishes

### Frame Color

Create a signature look with a solid-color frame. A solid color throughout the vinyl formula keeps minor dings and scratches virtually invisible. Or add design interest with dual-color frames, featuring a White interior frame and your choice of exterior colors.

#### Solid-Colors:



White



Almond




Fossil

#### Dual-Color Exterior:



Brown



Black

## Glass Options

### InsulShield® Low-E Glass<sup>1</sup>

Pella's InsulShield® glass collection offers innovative and energy-saving choices for your climate.



Advanced Low-E insulating dual- or triple-pane glass with argon



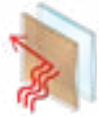
NaturalSun Low-E insulating dual- or triple-pane glass with argon



SunDefense™ Low-E insulating dual-pane glass with argon

### Additional Glass Options

Additional glass options provide added benefits, such as more strength, improved energy efficiency or additional design options.



Bronze-tinted Advanced Low-E insulating glass with argon<sup>1</sup>



Obscure Low-E insulating glass<sup>2</sup>



Tempered Glass

## Grilles

### Grilles Types

Grilles are color-matched to your window or patio door interior and exterior frame color.

#### Grilles-Between-the-Glass:



Contour 3/4"



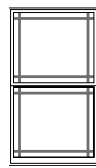
Flat 5/8"

### Grille Patterns


Choose from one of our standard grille patterns or create a unique look with custom patterns.<sup>3</sup>



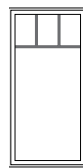
6-Lite Prairie



9-Lite Prairie



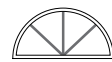
Traditional



Top Row



Custom



Starburst<sup>4</sup>



Sunburst<sup>4</sup>



Perimeter<sup>4</sup>

<sup>1</sup> Optional high-altitude Low-E insulating glass available with or without argon on select products.

<sup>2</sup> Available in both dual-pane and triple-pane glass.

<sup>3</sup> Grille patterns offered may vary per product. See specific product information for availability.

<sup>4</sup> Only available with a curved product or curved glass.

# Window Hardware

---


## Casement & Awning

Our casement and awning hardware folds neatly out of the way so it won't interfere with roomside window treatments. Finishes match frame color.



**Fold-Away Crank**

**Color-Matched Finishes:**



**White**



**Almond**



**Fossil**

---

## Sliding, Single- & Double-Hung

Pella's cam-action lock pulls the sashes against the weatherstripping for a tighter seal. Optional AutoLock hardware automatically locks the window when it is shut, simply close the sash and confirm it latches.




**Cam-Action Lock**



**Autolock**

**Color-Matched Finishes:**



**White**



**Almond**



**Fossil**

---


## Integrated Sash Lift

Make raising and lowering single- and double-hung window sashes easy with a standard, integrated sash lift.



**Window Integrated Sash Lift**

**Color-Matched Finishes:**



**White**



**Almond**



**Fossil**

---


## Window Limited Opening Devices

A vent stop can be engaged or disengaged manually and restricts how far the bottom sash of a double-hung window can open. A window opening control device (WOCD) complies with a safety standard and allows for ventilation, emergency escape and rescue when released. A WOCD automatically limits the sash opening to less than four inches, unless it is intentionally disengaged, enabling the sash to fully open.



**Vent Stop & Opening Control Device**

**Color-Matched Finishes:**



**White**



**Almond**



**Fossil**

## Screens<sup>1</sup>

---

### InView™

InView high-transparency screens come standard and provide a clearer view than conventional fiberglass screens.

---

### Hidden Screen

The exclusive, easy-to-use Hidden Screen appears when you open a single-hung, double-hung or sliding window and folds away when the window is closed.

## Patio Door Hardware

---


### Sliding Patio Door

Match your door's interior and exterior color with a color-matched, corrosion-resistant handle, or choose to upgrade the interior finish to add a touch of style.



**Sliding Patio Door Handle**

#### Color-Matched Finishes:



**White**



**Almond**




**Fossil**

#### Additional Interior Finishes:



**Oil-Rubbed Bronze**



**Satin Nickel**


### Integrated Flush Footbolt

Pella® 250 Series sliding patio door with footbolt is our most secure vinyl patio door.<sup>2</sup> The patent-pending footbolt is flush with the frame, providing secondary venting and locking abilities without compromising beauty.



**Integrated Flush Footbolt**

#### Color-Matched Finishes:



**White**



**Almond**



**Fossil**

## Blinds-Between-the-Glass<sup>3</sup>

---

Add privacy and complement your home's decor with blinds-between-the-glass. Located between panes of glass, blinds are protected from dust, pets and damage.



**White**



**Slate Gray**



**Espresso**

<sup>1</sup> Warning: Screens will not stop children or pets from falling out of window or door. Keep child or pet away from open window or door.

<sup>2</sup> To achieve a Grade 40 rating on ASTM F842, a test for forced entry excluding glass breakage, the optional footbolt must be installed and engaged.

<sup>3</sup> Available on dual-pane products only. Not available on sliding patio doors with grilles-between-the-glass.

PELLA 250 SERIES  
CASEMENT WINDOW  
White Pella 250 Series  
casement window with  
traditional grilles.





**Backed by some of the strongest warranties in the business.**

Pella products are backed by some of the strongest warranties in the business. See written limited warranty for details, including exceptions and limitations, at [pella.com/warranty](http://pella.com/warranty)

NOTE: Product specifications may change without notice.  
Actual colors may vary from those shown and products may vary slightly from illustrations and photos.

Want to learn more? Call us at 833-44-PELLA or visit [pella.com](http://pella.com)



Connect with Pella:

